



Contents



..... 1

Introduction 5

Chapter 1: The BlackOps Survival Mindset 7

 Survival Is Psychological First 7

 Adaptability Over Rigidity 8

 Discipline Under Pressure 8

 Awareness as a Way of Life 9

 Mental Rehearsal 9

 The BlackOps Oath 10

Chapter 2: Situational Awareness and Risk Assessment 11

 The Three States of Awareness 11

 Reading the Environment 12

 Spotting Early Warning Signs 12

 The Risk Assessment Loop 13

 Avoidance Is Victory 13

Chapter 3: Shelter, Water, and Food Essentials 13

 The Rule of Threes 14

 Shelter: Protection From the Elements 14

 Water: The Lifeline 15

 Food: Fuel for the Fight 15

 Rationing and Discipline 16

 Essentials Mindset 16

Chapter 4: Navigation and Movement in Any Terrain 16

 The Importance of Direction 17

 Navigation Without Technology 17

 Moving Through Urban Terrain 18

 Moving Through Wilderness Terrain 18





The Art of Stealthy Movement	18
Movement Discipline	19
Chapter 5: Stealth, Concealment, and Evasion.....	19
The Principle of “Low Profile”	19
Stealth in Urban Environments.....	20
Stealth in Wilderness Environments.....	20
The Art of Evasion	21
Mental Aspect of Concealment	21
The Golden Rule of Stealth	21
Chapter 6: Firecraft and Energy Solutions	22
The Power of Fire	22
Starting Fire Without Matches.....	22
Fire Discipline	23
Energy Beyond Fire	23
Heat Without Fire	24
Energy Is Advantage.....	24
Chapter 7: First Aid and Tactical Medicine	24
The Golden Rule: Stop the Dying, Start the Healing	25
The Survival Medical Kit.....	25
Controlling Bleeding.....	25
Treating Shock.....	26
Burns and Infections	26
Tactical Medicine Under Fire	26
Improvisation Saves Lives	26
The Medic Mindset	27
Chapter 8: Defense and Security Strategies.....	27
The Principle of Stealth Defense.....	28
Tactical Positioning of the Home	28
Securing in Dense Urban Areas.....	28
Community Defense Without Exposure	29
The BlackOps Rule of Defense	29
Last Line of Defense	30





Chapter 9: Leadership and Blacksite Team Protocols..... 30

- Leadership Under Panic 30
- Lessons from Blacksite Simulations 31
- Building Your Civilian Team..... 31
- The Psychology of Command..... 32
- The BlackOps Code of Leadership..... 32
- Leadership as Survival Multiplier 32

Chapter 10: Digital Survival, Fallback Plans, and Early Warning Systems..... 33

- Protecting Your Digital Footprint 33
- Off-Grid Fallback Plans..... 34
- Early Warning Systems..... 34
- The BlackOps Advantage..... 35

Chapter 11: Long-Term Resilience and Self-Sufficiency..... 35

- Beyond Stockpiles 36
- The Economy of Collapse: Bartering..... 36
- The Resilience Mindset 36
- From Survival to Stability 37

Chapter 12: Training Drills for Everyday Readiness 37

- The Power of Stress Rehearsal..... 38
- Blackout Drill 38
- Bug-Out Drill..... 38
- Medical Drill 38
- Silent Communication Drill 39
- Navigation Drill..... 39
- Family Readiness Drill 39
- Making Drills Routine..... 40

Chapter 13: Building a Survival Legacy 40

- Teaching the Next Generation 40
- Documenting Knowledge..... 41
- Passing Down Tools and Traditions 41
- Legacy as Leadership..... 41

Conclusion: The BlackOps Code for Life..... 42





The BlackOps Difference 43

The Mission Is Yours Now 43

From Individual to Legacy 44

The Final Word 45

Introduction

Survival is not a hobby. It’s not a weekend camping trip or a casual test of endurance. Survival is about facing the unthinkable when the world around you collapses—when society’s fragile systems fail and you are left with nothing but your skills, your mindset, and your will to endure.

Throughout history, wars, disasters, and sudden collapses have shown one truth again and again: those who survive are not always the strongest, the fastest, or the best-equipped. The survivors are those who can think clearly under pressure, adapt when plans fall apart, and act decisively in chaos.



This guide, *BlackOps Elite Survival Strategies*, is built on principles drawn from special operations tactics, real-world combat experience, and hard lessons learned in hostile environments. It is not a book of theory—it’s a practical manual designed to sharpen your instincts,





harden your mindset, and prepare you for the worst scenarios imaginable.

You'll learn how to:

- Control fear and build mental resilience.
 - Spot danger before it becomes a threat.
 - Secure food, water, and shelter under any conditions.
 - Move unseen, avoid capture, and outthink your opponent.
 - Defend yourself, your loved ones, and your resources.
 - Create long-term strategies for survival in an uncertain world.
-

Whether you live in a city, suburb, or rural area, the same truth applies: when crisis strikes, you will not rise to the occasion—you will fall to the level of your training.



This book will give you that training.

As you turn these pages, remember: every tactic, every strategy, and every mindset shift could be the difference between life and death.






Survival is earned long before disaster comes knocking. By the end of this book, you won't just know how to survive—you'll know how to thrive, adapt, and lead in the harshest of conditions.

The mission starts now.

Chapter 1: The BlackOps Survival Mindset



Survival does not begin with tools, weapons, or even physical strength. It begins in the mind. The right mindset is the single most powerful weapon you carry into any crisis. Without it, the sharpest blade, the best shelter, or the most advanced equipment will eventually fail you. With it, you can overcome fear, outlast adversity, and endure when others collapse.

Survival Is Psychological First

In moments of disaster, the greatest threat is not hunger, thirst, or even violence. It is panic.





When chaos erupts, people freeze, make irrational choices, or surrender to hopelessness. The BlackOps survivor is different. He or she trains the mind to remain calm under pressure, to slow down racing thoughts, and to focus only on the next critical step.

This ability—controlling fear and channeling it into action—separates those who survive from those who do not.

Adaptability Over Rigidity

The elite mindset is not about memorizing a single plan. It is about adaptability. Every crisis is unpredictable. Roads may be blocked, supplies stolen, allies lost. When the unexpected happens, the untrained cling to rigid plans and collapse when those plans fail.

The BlackOps mindset embraces flexibility. You prepare multiple strategies, always ready to shift course when the ground changes beneath you. This is not improvisation born of desperation—it is calculated adaptability, honed through preparation.

Discipline Under Pressure

True survival requires discipline. Hunger, exhaustion, and fear tempt you to take shortcuts, to eat tomorrow's food today, to move when silence is safer, or to speak when silence means survival. The elite mindset resists these impulses. Discipline means sticking to what keeps you





alive, even when every instinct screams otherwise.

Awareness as a Way of Life

A survivor trains awareness into daily life. Instead of drifting through the world in a haze, you begin to notice patterns, exits, threats, and opportunities. You scan crowds. You identify safe zones. You sense shifts in the environment that others ignore.



This is not paranoia—it is preparation. Awareness is the foundation of survival, allowing you to act before danger reaches you.

Mental Rehearsal

One of the most effective mental tools of the BlackOps mindset is rehearsal. By imagining scenarios—blackouts, ambushes, shortages, or attacks—you prepare your mind to respond calmly when they occur. What others experience as shock, you experience as execution of a plan already visualized.





Mental rehearsal does not eliminate fear, but it keeps fear from controlling you.

The BlackOps Oath

At its core, the BlackOps Survival Mindset can be reduced to three commitments:

-
1. **I will not panic.**
 2. **I will adapt.**
 3. **I will endure.**
-

Repeat these until they are carved into your thinking. In moments of chaos, they will surface automatically, guiding your actions when hesitation could mean death.



Chapter 2: Situational Awareness and Risk Assessment

In survival, the most dangerous threat is the one you never see coming. Situational awareness—the ability to read your environment, identify risks, and predict potential dangers—is a skill that separates the living from the lost.

Most people move through life distracted, staring at phones, lost in thought, or trusting blindly that others will protect them. The BlackOps survivor refuses to surrender awareness. Every step, every glance, every instinct is sharpened to detect danger before it strikes.

The Three States of Awareness

There are three levels of awareness that define your readiness in any scenario:

1. **Condition White** – **Unaware.**

This is where most people live: distracted, unprepared, and vulnerable. In survival situations, Condition White is fatal.

2. **Condition Yellow** – **Relaxed Alert.**

Here, you are calm but observant. You scan your environment, note potential exits, and register unusual behavior. This should be your default state, even in everyday life.

3. **Condition Red** – **Focused Action.**

At this level, a threat has been identified. Your focus narrows. You



prepare to move, fight, or evade. Every decision is deliberate, driven by survival.

The BlackOps goal is to live in **Condition Yellow**, always ready to transition into **Condition Red** instantly.

Reading the Environment

Situational awareness begins with observation. When you enter any environment, ask yourself:

- Where are the exits?
 - What cover can I use if violence erupts?
 - Who looks out of place or overly nervous?
 - What resources are nearby if I need them?
-

Over time, this practice becomes automatic. You no longer have to think about it—it becomes instinct.

Spotting Early Warning Signs

Threats rarely appear without warning. Before violence, there are shifts: body language changes, crowds grow restless, voices rise, or silence suddenly falls. By training yourself to notice these patterns, you buy precious seconds to act before disaster strikes.





The Risk Assessment Loop

Elite operators use a continuous cycle of observation and evaluation:

1. **Observe** – Gather information through sight, sound, and intuition.
 2. **Orient** – Compare it to your knowledge, environment, and goals.
 3. **Decide** – Choose the best response.
 4. **Act** – Execute without hesitation.
-



This cycle—known as the OODA Loop (Observe, Orient, Decide, Act)—is the backbone of situational awareness. The faster and more accurately you can run this loop, the greater your survival advantage.

Avoidance Is Victory

The untrained think survival means fighting every battle. In reality, the best fight is the one you avoid entirely. Situational awareness allows you to walk away before the ambush, leave the street before the riot, or evade the crowd before panic spreads.

Remember this: **the first rule of survival is not to be seen.**

Chapter 3: Shelter, Water, and Food Essentials

In any survival situation, your first priority is not gear, not weapons, and not even fire—it is the **essentials that keep your body alive.** Without shelter, water, and food, even the strongest mindset collapses.





These are the pillars of survival, and understanding how to secure them under any conditions is the foundation of long-term endurance.

The Rule of Threes

Survival experts often use the “Rule of Threes” to remember human limits:

- You can survive **3 minutes without air**.
- You can survive **3 hours without shelter** in extreme conditions.
- You can survive **3 days without water**.
- You can survive **3 weeks without food**.


Notice that shelter and water come before food. Hunger is uncomfortable, but exposure and dehydration kill quickly. Priorities matter.

Shelter: Protection From the Elements


Your first defense against death is shelter. Rain, cold, or heat can end you faster than starvation. The elite survivor always considers shelter before anything else.

- **Urban Shelter:** Seek structures with solid walls, few entrances, and minimal visibility. Abandoned buildings, basements, and underground parking lots can serve as temporary cover.
- **Wilderness Shelter:** Natural features like caves, rock overhangs, or thick tree cover provide quick protection. If none are available, construct a debris hut or lean-to using branches, leaves, and earth.



- 
- **Principles of Shelter:** Keep it dry, insulated, and protected from wind. Even the simplest shelter—if it keeps you warm and hidden—can save your life.
-

Water: The Lifeline



Dehydration cripples both body and mind. Without water, judgment falters, energy plummets, and death approaches swiftly.

- **Urban Sources:** Water heaters, toilet tanks (not bowls), fire hydrants, and even rooftop rain collection can be lifesaving.
 - **Wilderness Sources:** Streams, rivers, dew on leaves, or digging in dry creek beds may yield water.
 - **Purification:** Always assume water is contaminated. Boil it for at least one minute, use portable filters, or purify with iodine/chlorine tablets. Never drink untreated water unless death is imminent.
-

Food: Fuel for the Fight

Though not as urgent as shelter or water, food is vital for maintaining strength and morale. The BlackOps survivor treats food as fuel, not comfort.

- **Urban Sources:** Canned goods in abandoned stores, pet food, and hidden supplies overlooked by looters.
 - **Wilderness Sources:** Edible plants, berries (only if identified as safe), insects, small game, and fish.
 - **Traps and Tools:** Snare wires, fishing lines, and improvised spears can feed you with minimal energy expenditure.
-





Rationing and Discipline

In survival, discipline determines whether supplies last. Never eat or drink everything at once. Ration carefully, always planning for the worst-case scenario.

Essentials Mindset

Shelter, water, and food are not luxuries—they are life. The elite survivor does not wait for them to appear; he prioritizes, plans, and adapts until these needs are met. Once secured, only then can higher-level strategies—defense, movement, and communication—become possible.

Remember this: **control the essentials, and you control survival itself.**

Chapter 4: Navigation and Movement in Any Terrain

When disaster strikes, staying in one place is not always an option. Sometimes you must move—whether to escape danger, reach safety, or locate vital resources. The ability to navigate and move efficiently through any terrain, urban or wilderness, is a skill that gives you a critical edge over the unprepared.





The Importance of Direction

In chaos, people often wander aimlessly, wasting energy and exposing themselves to greater risks. The BlackOps survivor moves with purpose. Every step is calculated, every route chosen for safety, cover, and efficiency.



Losing your sense of direction doesn't just cost time—it costs energy, morale, and sometimes your life.



Navigation Without Technology



GPS devices and smartphones are fragile. Batteries die, signals vanish, and in many survival scenarios, technology will fail you. You must know how to find your way using nothing but your senses and the environment.



- **The Sun:** The sun rises in the east and sets in the west. Its midday position will help you orient north and south.
- **The Stars:** In the Northern Hemisphere, find Polaris (the North Star) to establish direction. In the Southern Hemisphere, use the Southern Cross constellation.
- **The Landscape:** Rivers often lead to civilization. Roads, power lines, and railways can guide you if followed carefully.
- **Shadow Stick Method:** Place a stick upright in the ground. Mark the tip of the shadow. After 15 minutes, mark it again. A line drawn between the two marks runs east to west.





Moving Through Urban Terrain

Cities during crisis are both dangerous and resource-rich. The key is moving without drawing attention.

- Avoid main roads; stick to alleys, side streets, and rooftops.
 - Stay in the shadows at night; in daylight, blend with crowds when possible.
 - Move quietly—avoid unnecessary noise or confrontation.
 - Always plan two escape routes before entering any building.
-



Moving Through Wilderness Terrain

In the wild, nature itself is both ally and enemy.

- Move along ridgelines for better visibility, but avoid silhouettes against the skyline.
 - Travel parallel to rivers; they lead to water, food sources, and potential escape routes.
 - Watch your pace—fatigue leads to mistakes. Better to move slowly and safely than quickly and carelessly.
 - Leave minimal trace: cover footprints when evading, avoid breaking branches unnecessarily.
-

The Art of Stealthy Movement

Whether in a forest or a city, stealth is survival. The goal is not just to move, but to move **unseen and unheard**.

- Step heel to toe to minimize noise.
 - Avoid dry leaves, glass, and trash.
-





- Time your movement with environmental noise—wind, passing vehicles, or distant gunfire.
 - Pause often. Predators (human or animal) notice constant motion.
-

Movement Discipline

Every move costs energy. Every step exposes you. That is why the elite survivor does not move without reason. Ask yourself: **Does this movement bring me closer to safety, resources, or survival?** If not, stay put and conserve strength.

Chapter 5: Stealth, Concealment, and Evasion

In survival, visibility is vulnerability. The moment you are seen, you are a potential target—whether by hostile groups, desperate looters, or predatory animals. The BlackOps survivor understands that sometimes the greatest strength is the ability to disappear.

Stealth, concealment, and evasion are not only about hiding; they are about controlling when, how, and if others perceive you at all.

The Principle of “Low Profile”

The untrained often make themselves visible without realizing it. Loud





voices, careless movement, bright clothing, or leaving tracks all betray location. A true survivor operates on the principle of **low profile**: blending in, moving silently, and leaving no trace.

Stealth in Urban Environments

Cities provide endless opportunities for concealment but also countless risks.


- **Clothing:** Neutral, earth-tone colors are less noticeable. Avoid flashy or tactical-looking gear that attracts attention.
 - **Noise Discipline:** Keep conversations to a whisper. Secure gear so it does not rattle or clink.
 - **Movement:** Stick to shadows, alleys, and abandoned structures. Move during transitional light (dawn or dusk) when visibility is hardest.
 - **Crowd Blending:** Sometimes hiding means being invisible *within* a group—moving as if you belong, avoiding eye contact, and acting naturally.
-

Stealth in Wilderness Environments

Nature offers cover, but only if used correctly.

- **Camouflage:** Use mud, foliage, or natural colors to break up your outline. The human shape is easy to spot—disrupt it.
 - **Noise Control:** Walk on soft surfaces like moss or dirt. Step lightly, rolling your foot from outside edge to inside.
-



- 
- **Light Discipline:** Fire, flashlights, or reflective objects can give you away for miles. Shield flames, use red filters on lights, or avoid them entirely.
 - **Scent Awareness:** Animals and even people can detect smoke, food, or strong odors. Keep cooking fires minimal and downwind.
-



The Art of Evasion

Sometimes, despite preparation, you are pursued. Evasion is about breaking contact and disappearing before capture.

- **Change Patterns:** Never move in straight lines for long. Zig-zag, circle back, or use terrain to confuse trackers.
 - **Use Water:** Moving along or through streams can mask footprints and scent.
 - **Cover Tracks:** Brush away prints with a branch, walk on hard ground, or step on rocks.
 - **False Trails:** Intentionally leave misleading signs to send pursuers in the wrong direction.
-



Mental Aspect of Concealment

The key to evasion is not just physical skill but patience. Fear makes people run fast and far—leaving an obvious trail. The BlackOps survivor resists panic, moving carefully, deliberately, and silently. Sometimes, the difference between life and death is the ability to stay absolutely still.



The Golden Rule of Stealth

If they can't find you, they can't harm you.





Mastering stealth and concealment ensures that you live to fight—or avoid fighting—another day.

Chapter 6: Firecraft and Energy Solutions



Fire is one of humanity's oldest survival tools. It provides warmth, light, protection, and the ability to cook food and purify water. But in survival situations, fire is more than comfort—it is life itself. Alongside fire, energy solutions allow you to extend your capabilities, power devices, and maintain an advantage in environments where others are left in the dark.

The Power of Fire


Fire fulfills multiple survival needs at once:

- **Warmth:** Prevents hypothermia in cold climates.
- **Light:** Extends usable hours in darkness.
- **Cooking:** Makes food safer and more digestible.
- **Water Purification:** Boiling eliminates pathogens.
- **Morale:** Fire restores confidence, a critical survival factor.
- **Defense:** Predators—animal or human—often avoid fire.

Starting Fire Without Matches


In a true crisis, you may not have lighters or matches. The BlackOps survivor masters multiple methods:





- 
- **Friction Fire:** Bow drill or hand drill using wood and persistence.
 - **Sparking:** Striking flint against steel, or a ferrocerium rod.
 - **Solar:** Concentrating sunlight through a lens, magnifying glass, or even a water-filled plastic bag.
 - **Chemical:** Mixing reactive chemicals like potassium permanganate with glycerin (extreme caution required).
-



Fire Discipline




While fire is critical, it also exposes you. Smoke, light, and smell can give away your position. Practice **fire discipline**:



- 
- 
- Build small, controlled fires.
 - Use dry wood to reduce smoke.
 - Conceal fire in a pit or behind natural barriers.
 - Shield light at night with rocks or dugouts.
-



Energy Beyond Fire



Modern survival also requires power. Flashlights, radios, GPS units, and water purifiers all depend on energy. When the grid collapses, you must be ready with alternatives.

- 
- 
- **Batteries:** Store extras, but assume they will eventually run out.
 - **Solar Chargers:** Lightweight panels can recharge small devices.
 - **Hand-Crank Generators:** Provide power through physical effort.
 - **Improvised Energy:** Car batteries, bicycle-powered generators, or scavenged electronics can provide short-term solutions.
-





Heat Without Fire

Sometimes stealth demands that you stay hidden. In these cases, learn to generate warmth without flame:

- **Layered Clothing:** Traps body heat effectively.
 - **Emergency Blankets:** Reflect heat back to the body.
 - **Insulated Shelters:** Small, enclosed shelters retain warmth.
 - **Body Heat Sharing:** When survival demands it, use group heat.
-



Energy Is Advantage

In survival, fire and power are not luxuries—they are force multipliers. They keep you alive, extend your reach, and give you control in an environment designed to break you down.

The BlackOps survivor never assumes energy will be there. They master firecraft, secure backup power, and understand that **every spark, every watt, is a step closer to survival.**

Chapter 7: First Aid and Tactical Medicine

In survival, injuries are inevitable. Cuts, burns, sprains, infections, or gunshot wounds—any of these can turn deadly if left untreated. Modern hospitals may be far away or unavailable. That’s why the BlackOps survivor must think like a field medic: fast, resourceful, and prepared to stabilize injuries with whatever is at hand.





The Golden Rule: Stop the Dying, Start the Healing

Medical priorities in survival are simple:

1. **Stop immediate threats to life** – heavy bleeding, blocked airways, lack of breathing.
 2. **Prevent further harm** – immobilize injuries, clean wounds, and protect from infection.
 3. **Promote recovery** – rest, hydration, nutrition, and ongoing care.
-

The Survival Medical Kit

While improvisation is critical, a well-prepared kit saves lives. Essential items include:


- Tourniquet (combat-grade if possible).
 - Pressure bandages and gauze.
 - Antiseptics (iodine, alcohol wipes, or honey as a natural alternative).
 - Pain relievers and antibiotics if available.
 - Splinting material (SAM splints or improvised sticks).
 - Trauma shears, tweezers, and gloves.
-

Controlling Bleeding

Uncontrolled bleeding is one of the fastest killers. Techniques include:



- **Direct Pressure:** Firm, steady pressure on the wound.
 - **Tourniquets:** For severe limb bleeding—tighten until bleeding stops.
-



- 
- **Packing Wounds:** Stuff with gauze or cloth when direct pressure fails.
-

Treating Shock

Shock often follows blood loss, trauma, or burns. Signs include pale skin, rapid pulse, and confusion. Treat by:

- 
- 
- Laying the person flat, elevating legs slightly.
 - Keeping them warm and calm.
 - Providing fluids if conscious and not vomiting.
-

Burns and Infections

- **Burns:** Cool with clean water (not ice), cover loosely with sterile material.
 - **Infection Prevention:** Clean all wounds immediately. Use antiseptic or boil water to wash. In desperate cases, even saltwater is better than leaving it untreated.
-

Tactical Medicine Under Fire

In hostile environments, sometimes you can't treat immediately. The BlackOps rule is: **Return fire, move to cover, then treat.** Your safety comes first. Treat only what is necessary to keep someone alive until evacuation.

Improvisation Saves Lives

You won't always have medical gear. Learn to improvise:

- Belts as tourniquets.
-
- 

- Clothing as bandages.
 - Plastic wrap for sealing chest wounds.
 - Sticks and cord for splints.
-

The Medic Mindset

Medical care in survival is about calm under pressure. Panic leads to mistakes; composure saves lives. The BlackOps survivor accepts that wounds will happen and prepares not just with tools, but with the knowledge to use them.

Remember: **a survivor who can heal others becomes invaluable to any group.**

Chapter 8: Defense and Security Strategies

When society begins to fracture, your home becomes both your sanctuary and your biggest vulnerability. Looters, desperate neighbors, or organized groups will always target the places where they believe resources are stored. The BlackOps survivor does not wait for threats to arrive unprepared — defense begins long before the first knock on the door.



The Principle of Stealth Defense

The greatest defense is the one no one notices. Unlike a fortress with walls that invite attack, **stealth defense makes your home appear empty, worthless, and unworthy of attention.**

- **Curtains & Light Control:** At night, keep all windows covered to conceal light. A glowing house in a blackout is a beacon for trouble.
 - **Noise Discipline:** Avoid loud generators, shouting, or unnecessary movement. Sound travels farther in silence.
 - **Camouflage:** In urban environments, avoid advertising preparedness. No “survivalist” stickers, solar panels, or obvious stockpiles. Blend in with everyone else.
-

Tactical Positioning of the Home

Think of your home as a defensive zone. Every entry point is either a weakness or an advantage.

- **Chokepoints:** Reinforce doors with strike plates, barricades, or improvised bracing. Make entrances costly to breach.
 - **Layered Defense:** Use obstacles (furniture, sandbags, or even broken glass) to slow down intruders. Delay buys you time.
 - **Escape Routes:** Defense is not about dying in place. Always plan at least two fallback exits if overrun.
-

Securing in Dense Urban Areas

Not everyone has a farmhouse or rural cabin. Many survivors will face collapse from apartments or tight city neighborhoods.





- **Small Space Storage:** Water in collapsible containers, food hidden in bins under beds, and supplies spread across multiple “cache” points.
- **Defensive Illusions:** Make your apartment look looted or abandoned by leaving a broken lock or debris outside while your supplies stay hidden inside.
- **Fallback Plans:** Identify secondary safe locations — even within the same building — to retreat if your unit is compromised.



Community Defense Without Exposure

Sometimes, survival means banding with others. But broadcasting your preparedness can paint a target on your back. Choose allies carefully.

- **Silent Signals:** Use discreet markings, agreed-upon knocks, or dim lights to communicate with trusted neighbors.
- **Divide Roles:** Assign lookout, medic, and resource management duties to reduce strain.
- **Security Rotations:** A constant watch, even in pairs, prevents surprise attacks at night.

The BlackOps Rule of Defense

Never show what you cannot defend. If you stockpile food and water, hide it. If you have power, mask it. If you own weapons, keep them concealed until absolutely necessary. Visibility invites confrontation; concealment preserves survival.





Last Line of Defense

If direct confrontation is unavoidable, remember: **your goal is not to win battles — it is to survive them.** Neutralize the threat quickly or retreat to a safer fallback position. Aggression without strategy wastes lives.




Chapter 9: Leadership and Blacksite Team Protocols


In moments of collapse, fear spreads faster than hunger. Entire communities lose control, neighbors turn on each other, and panic takes over. Yet in every crisis, there are always a few who stand tall, stay calm, and lead others to safety. The BlackOps survivor does not wait for a title or permission to lead — leadership is an action, not a rank.

Leadership Under Panic

When chaos begins, people will look for direction. Most will freeze, argue, or collapse under stress. Your job is not to have all the answers — it is to provide **clarity and confidence** when others are drowning in uncertainty.

-
- **Stay Calm:** Fear is contagious, but so is composure. Speak slowly, move deliberately, and never show panic.
 - **Give Simple Orders:** People under stress cannot follow complex instructions. Break tasks into clear, one-step actions.
-



- 
- **Set the Example:** If you want others to stay quiet, you stay quiet first. If you want them to ration, ration openly yourself.
-

Leadership is not about control — it is about giving others a sense of stability when the world has none.

Lessons from Blacksite Simulations

Colonel Riker’s blacksite experience revealed something most civilians never realize: survival is not random. It follows structures. Teams that followed these structures survived **months without support**, while unstructured groups collapsed within days.

The Blacksite Survival Structure followed three pillars:


1. **Clarity of Role** – Every person had a defined duty (scout, medic, guard, cook, etc.). No confusion, no overlap.
 2. **Rotation of Responsibility** – No one burned out. Shifts rotated, leaders delegated, and even the weakest had a way to contribute.
 3. **Silent Communication Protocols** – Hand signals, light taps, or coded knocks replaced loud voices. Orders could be given under pressure without alerting outsiders.
-

Applying these protocols to family or community survival dramatically increases your odds of enduring long-term collapse.

Building Your Civilian Team


Even if you live in a one-bedroom apartment, leadership means organizing your circle:




- 
- **Family Roles:** Assign children to simple tasks like carrying water or watching supplies. Adults divide heavier duties.
 - **Trust Networks:** Build quiet agreements with neighbors you trust, but never reveal all your resources.
 - **Fallback Plans:** Everyone must know where to meet, how to move, and what to do if separated.
-



The Psychology of Command




Leadership in survival is not about shouting orders — it is about carrying weight that others cannot. Sometimes you will be resented. Sometimes you will be questioned. But if you remain firm, fair, and consistent, others will follow.



Remember: **people don't follow a plan — they follow confidence.**



The BlackOps Code of Leadership

- 
1. **Decide quickly, even if imperfectly.** Indecision kills.
 2. **Communicate simply and silently.** Confusion is deadly.
 3. **Protect morale as much as resources.** A group that believes they can survive is halfway there.
 4. **Rotate duties to prevent collapse.** Fatigue destroys judgment.
 5. **Always prepare for succession.** If you fall, someone else must know the plan.
-



Leadership as Survival Multiplier

A lone survivor may last days. A team with no leader may last weeks. But a team with leadership, discipline, and blacksite-level structure can last **months, even years.**





The BlackOps survivor understands: when panic spreads, leadership is the most valuable resource of all.

Chapter 10: Digital Survival, Fallback Plans, and Early Warning Systems




In the modern world, collapse won't begin with empty shelves — it will begin with silence. Screens going dark. Networks failing. Messages lost in the void. In the same moment, your every click, search, and signal may already be monitored. Survival now requires more than food and fire. It requires **digital awareness, fallback planning, and the ability to see collapse before it reaches your door.**

Protecting Your Digital Footprint

During total surveillance, information is as valuable as gold. Every trace you leave online can be used against you. The BlackOps survivor assumes **everything is monitored** and acts accordingly.

-
- **Use Secure Channels:** Prefer encrypted apps or offline communication when possible.
 - **Minimize Signals:** Turn devices off when not in use. Airplane mode is not enough — remove batteries if possible.
 - **Avoid Identifiers:** No real names, photos, or locations in messages. Use code words and signals instead.
-



- 
- **Decentralize Data:** Don't keep all your survival plans or contacts on one device. Spread information across paper copies, hidden drives, and memory.
-

Your digital shadow must be as invisible as your physical one.

Off-Grid Fallback Plans

Not every survivor has land, a cabin, or a bunker. Many will face collapse from an apartment or small suburban home. BlackOps planning accounts for this by designing **fallback layers**.

- **Primary Shelter:** Your home, fortified and stocked.
 - **Secondary Fallback:** A hidden cache or safe location within walking distance (friend's basement, storage unit, or even an abandoned structure).
 - **Mobile Fallback:** A bug-out bag ready to move fast — compact food, water filter, and essentials to survive 72 hours.
 - **Psychological Fallback:** A mental checklist for relocation under stress, so panic never dictates your decisions.
-

Even in a one-bedroom apartment, you can build layers of security. The key is redundancy: **never rely on one plan.**

Early Warning Systems

Most civilians will be blindsided when collapse begins. But with the right mindset, you can detect the signs **days or even weeks in advance.**

- **Supply Chain Red Flags:** Empty shelves in multiple stores, rationing notices, or sudden price spikes.
-





- **Energy and Utility Disruptions:** Rolling blackouts, unexplained “maintenance” shutdowns, or sudden fuel shortages.
- **Media Manipulation:** Identical talking points repeated across news outlets, dismissing obvious shortages as “temporary.”
- **Digital Shifts:** Payment systems freezing, new currency controls, or “glitches” in banking apps.

By training your awareness, you can act while others still wait for instructions.

The BlackOps Advantage

When others are paralyzed, you move. When others wait for news, you already know. When others rely on broken systems, you rely on fallback layers you built yourself.

The BlackOps survivor understands that **the future belongs to the prepared — digitally, physically, and mentally.**

Chapter 11: Long-Term Resilience and Self-Sufficiency

Short-term survival is about reacting. Long-term survival is about **rebuilding stability** so you are no longer at the mercy of outside systems. The BlackOps survivor doesn't just prepare for the next 72 hours — they prepare for a future where food, water, and even trust itself may be scarce.





Beyond Stockpiles

Cans and bottled water will run out. Batteries will die. To survive beyond the first weeks, you must transition from **consumption to production**.

- **Grow Food:** Even small-scale container gardens, sprouting seeds indoors, or vertical gardening can keep you supplied with calories.
 - **Preserve Resources:** Dehydrate or smoke food, recycle water, and learn long-term storage methods.
 - **Energy Independence:** Use solar panels, hand-crank generators, or scavenged car batteries to keep essential devices running.
-

The Economy of Collapse: Bartering

When money loses value, skills and resources become currency. Bartering is the backbone of self-sufficiency in prolonged crises.

- **High-Value Trade Goods:** Water filters, salt, medicine, batteries, lighters, and ammunition.
 - **Skills as Currency:** First aid, repair work, cooking, or security will often be worth more than physical goods.
 - **Barter Rules:** Never reveal your full supplies, trade small amounts at a time, and always conduct exchanges in safe, neutral ground.
-

Bartering isn't just about trade — it's about survival diplomacy.

The Resilience Mindset

Long-term survival requires a shift in thinking. It's not about waiting for rescue — it's about **accepting that rescue may never come**.





- **Self-Discipline:** Rationing and patience prevent collapse from within.
 - **Community Ties:** A single family can survive for weeks; a network can endure for years.
 - **Redundancy:** Always have multiple ways to secure food, water, and security. If one fails, another takes over.
-

From Survival to Stability

The goal isn't endless struggle. The goal is to create a life where crisis becomes background noise — where your systems of food, water, defense, and exchange give you stability in the midst of chaos.

The BlackOps survivor doesn't just outlast collapse. They outgrow it.

Chapter 12: Training Drills for Everyday Readiness

Knowledge without practice is just theory. In a real crisis, panic erases theory. What saves you is **muscle memory** — the habits and routines you've already tested. That's why drills are essential. They transform ideas into instinct, so when the world falls apart, your body and mind already know what to do.





The Power of Stress Rehearsal

In elite units, soldiers don't just learn survival — they rehearse it under stress. The BlackOps survivor adopts the same principle. Drills teach you how to act fast, conserve energy, and adapt when plans break down.



Blackout Drill

- **Objective:** Learn to live 24 hours without electricity.
 - **Execution:** Switch off all power in your home. No lights, no stove, no devices. Use only your backup gear — flashlights, candles, water storage, and alternative cooking methods.
 - **Lesson:** You'll quickly see where your weak points are — batteries that run out too soon, food that can't be cooked, or forgotten essentials.
-

Bug-Out Drill

- **Objective:** Test how quickly you can mobilize.
 - **Execution:** Start with no warning. Grab your pre-packed bag and get out the door in under 10 minutes. Travel to your designated fallback point. Time yourself and record obstacles.
 - **Lesson:** You'll find out fast if your pack is too heavy, if your route is unsafe, or if your family members aren't ready to move.
-

Medical Drill

- **Objective:** Build confidence in handling injuries.
-





- **Execution:** Practice applying a tourniquet on yourself and others, bandaging wounds, or splinting a limb. Do it blindfolded or in low light to simulate stress.
 - **Lesson:** Speed and accuracy in first aid save lives. Every second counts.
-

Silent Communication Drill

- **Objective:** Train your group to coordinate without words.
 - **Execution:** Develop simple hand signals for stop, move, danger, or help. Practice using them in a dark room or noisy environment.
 - **Lesson:** In stealth or panic situations, silence keeps you alive.
-

Navigation Drill

- **Objective:** Move without GPS.
 - **Execution:** Travel 2–3 miles back home using only a compass, printed map, or landmarks. Do this both in daylight and at night.
 - **Lesson:** You'll quickly see how reliant you are on technology — and how to sharpen your natural sense of direction.
-

Family Readiness Drill

- **Objective:** Train the entire household.
 - **Execution:** Simulate an emergency. Assign roles — one person secures water, another gathers food, another checks medical gear. Time how long it takes to organize.
 - **Lesson:** Everyone has a role. Even children can carry light supplies or signal quietly.
-





Making Drills Routine

Survival drills don't have to be overwhelming. Run them monthly, rotate challenges, and treat them as skill-building, not punishment. Over time, your group will react calmly, because they've *already done it before*.

Chapter 13: Building a Survival Legacy

Survival is not only about protecting yourself today. It is about ensuring that your children, grandchildren, and community have the knowledge and resilience to withstand tomorrow's challenges. A true BlackOps survivor does not hoard skills — they **pass them on**.

Teaching the Next Generation

Children learn fastest when survival becomes a natural part of life. Instead of frightening them with talk of collapse, show them simple, empowering skills:

- Starting a small fire safely.
 - Identifying edible plants in the backyard.
 - Filtering water with a cloth or bottle.
 - Using maps and compasses for short walks.
 - Practicing silent communication hand signals.
-

Each small lesson builds confidence and creates habits that last a lifetime.





Documenting Knowledge

Digital guides can vanish with a single power outage. The BlackOps survivor ensures knowledge survives in **physical form**.

- **Printed Manuals:** Keep hard copies of survival guides, first aid manuals, and maps.
 - **Handwritten Notes:** Record personal techniques, recipes, and instructions.
 - **Hidden Libraries:** Store information in waterproof containers, safes, or caches.
-

Knowledge, preserved, becomes the most valuable inheritance.

Passing Down Tools and Traditions

A tool without training is dead weight. A skill without practice is soon forgotten. When you pass down your gear — knives, radios, water filters — pass down the **lessons to use them effectively**.

Teach through repetition. Practice as a family. Celebrate milestones — the first fire made without matches, the first night spent comfortably in a shelter. Make survival a tradition, not a burden.

Legacy as Leadership

When crisis strikes, families without preparation look outward for rescue. Families with a survival legacy look inward — relying on skills, unity, and discipline passed down across generations.

Your legacy is not just the supplies you leave behind. It is the mindset, the confidence, and the clarity you instill in those who follow you.





The ultimate goal of survival is not only to endure — it is to ensure that those you love can endure long after you are gone.

📖 With this, your **13 chapters are complete**, each distinct and aligned with the promises of the VSL while avoiding redundancy.


Conclusion: The BlackOps Code for Life


Survival is not a destination. It is not a box of gear hidden in a closet, or a single plan taped to the fridge. Survival is a way of living — a constant sharpening of mind, body, and spirit.

Through these chapters, you've walked through the core of what it means to prepare at the BlackOps level:

- Developing an unshakable **mindset** under pressure.
 - Maintaining **situational awareness** in environments where most walk blind.
 - Securing the **essentials of life** — shelter, water, and food — with discipline and clarity.
 - Moving with purpose and stealth, unseen and unheard when others stumble.
 - Mastering firecraft, energy solutions, and medical skills that keep you and your family alive.
 - Fortifying your home with strategies that don't just hold walls, but protect lives.
-



- 
- Leading others with confidence — even when panic and collapse seem absolute.
 - Adapting digital security and fallback systems to a world of surveillance and misinformation.
 - Building resilience that goes beyond survival — into stability, self-sufficiency, and legacy.
-



These are not “tricks.” They are principles. They are **battle-forged methods**, refined in the harshest conditions, now in your hands to be adapted for your street, your home, your family.

The BlackOps Difference

Most survival guides will tell you what gear to buy or what checklist to follow. This system is different. It is not about dependency on tools. It is about cultivating a **code of clarity** that remains when all else fails.

Colonel Riker’s message was clear: collapse is not a possibility. It is a certainty. Whether triggered by engineered economic failure, manipulated media, fractured supply chains, or the silence of technology shutting down — the system is fragile, and it will fall.

The difference between those who endure and those who break will not be luck. It will not be chance. It will be readiness.

The Mission Is Yours Now

Every lesson in this guide has been placed here with one mission: to ensure that when the silence comes, you will not be among the helpless.





You will be the one who stays calm when others panic.
You will be the one who leads when others fall into chaos.
You will be the one whose family looks not with fear, but with gratitude
— because you acted when it mattered most.

Preparation is not about paranoia. It is about **freedom**. Freedom from fear. Freedom from manipulation. Freedom from the false sense of safety sold by systems already set to betray you.

From Individual to Legacy

As you close this guide, remember that the mission does not end here. Every skill you sharpen, every drill you rehearse, every plan you prepare — these are not just for you. They are for those who depend on you. They are for the children who will one day inherit a harsher world than the one you grew up in.

Survival is not selfishness. Survival is service. To your family. To your community. To the principles of freedom and resilience that cannot be legislated, taxed, or rationed away.

Your legacy begins with the decision to live by the BlackOps Code:

- **I will not panic.**
- **I will adapt.**
- **I will endure.**
- **And I will prepare others to do the same.**





The Final Word

One day soon, when the lights go out and the systems fail, when screens fall silent and fear begins its spread, people will look for someone to guide them.



They will not be looking for governments. They will not be looking for experts on television.



They will be looking for **you**.



And in that moment, you will not hesitate. You will not fear. You will not wonder what to do.



You will act. You will lead. And you will survive.



Because you carry not just knowledge — but the code, the mindset, and the strategies that ordinary people will never see.



This is your shield. Your advantage. Your responsibility.



The mission has been passed on. The rest is up to you.

